

W 48 × H 48 mm Power OFF Delay Analog Timers



AT8PSN / AT8PMN Series CATALOG

For your safety, read and follow the considerations written in the instruction manual, other manuals and Autonics website.

The specifications, dimensions, etc. are subject to change without notice for product improvement. Some models may be discontinued without notice.

Features

- Time setting range (AT8PSN: 0.05 to 10 sec, AT8PMN: 0.05 to 10 min)
- Simple time setup and direct read of time range
- Power supply
: 100 - 120 VAC~ 50 / 60 Hz / 200 - 240 VAC~ 50 / 60 Hz /
100/110 VDC== / 24 VAC~ 50 / 60 Hz, 24 VDC==
- Application: Protect circuit when momentary power failure and start it again

Ordering Information

This is only for reference.
For selecting the specified model, follow the Autonics website.

AT8P ① - ②

① Time unit

SN: SEC
MN: MIN




② Power supply

No mark: 200 - 240 VAC~ 50 / 60 Hz
2: 24 VAC~ 50 / 60 Hz, 24 VDC==
6: 100 - 120 VAC~ 50 / 60 Hz
7: 100 / 110 VDC==

Product Components

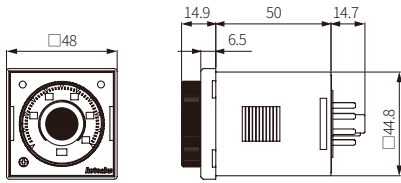
- Product (+ bracket)
- Instruction manual

Specifications

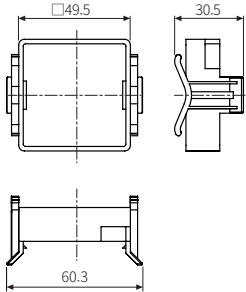
Model	AT8P□	AT8P□-2	AT8P□-6	AT8P□-7
Function	Power OFF Delay			
Time operation	Power OFF Start			
Control output	Relay			
Contact type	Time limit DPDT (2c)			
Contact capacity	250 VAC~ 3 A, 30 VDC== 3 A resistive load			
Error	Repeat: ≤ ± 0.2% ± 10 ms SET: ≤ ± 5% ± 50 ms Voltage: ≤ ± 0.5% Temp.: ≤ ± 2%			
Approval	CE,  ,  , 			
Unit weight	≈ 100 g			
Power supply	200 - 240 VAC~ ± 10%, 50 / 60 Hz	24 VAC~ ± 10%, 50 / 60 Hz, 24 VDC== ± 10%	100 - 120 VAC~ ± 10%, 50 / 60 Hz	100 / 110 VDC== ± 10%
Power consumption	AC: ≤ 1.5 VA	AC: ≤ 0.2 VA DC: ≤ 0.2 W	AC: ≤ 1.5 VA	DC: ≤ 0.8 W
Insulation resistive	≥ 100 MΩ (500 VDC== megger)			
Dielectric strength	2,000 VAC~ at 50 / 60 Hz for 1 min			
Noise immunity	± 2 kV square-wave noise by noise simulator (pulse width 1 μs)			
Vibration	0.75 mm double amplitude at frequency of 10 to 55 Hz (for 1 min) in each X, Y, Z direction for 1 hour			
Vibration (malfunction)	0.5 mm double amplitude at frequency of 10 to 55 Hz (for 1 min) in each X, Y, Z direction for 10 min			
Shock	300 m/s ² (≈ 30 G) in each X, Y, Z direction for 3 times			
Shock (malfunction)	100 m/s ² (≈ 10 G) in each X, Y, Z direction for 3 times			
Relay life cycle	Mechanical: ≥ 10,000,000 operations Electrical: ≥ 100,000 operations (250 VAC~ 3 A resistive load)			
Ambient temperature	-10 to 55 °C, storage: -25 to 65 °C (no freezing or condensation)			
Ambient humidity	35 to 85%RH, storage: 35 to 85%RH (no freezing or condensation)			

Dimensions

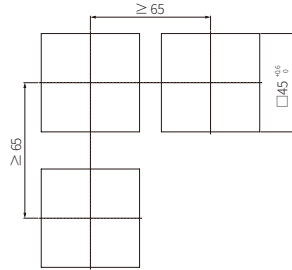
- Unit: mm, For the detailed drawings, follow the Autonics website.



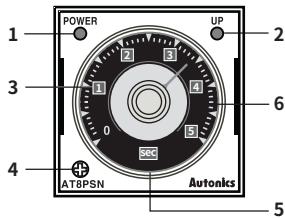
Bracket



Panel cut-out



Unit Descriptions



No.	Name
1	Power indicator
2	Output return indicator
3	Time range display part
4	Time range setting switch
5	Time unit display part
6	Dial for the time setting

Sold Separately

- 8-pin socket: PG-08, PS-08(N)