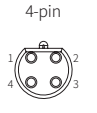
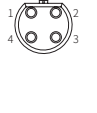
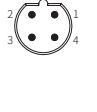
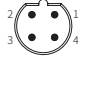
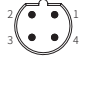
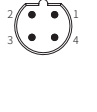
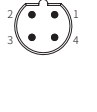
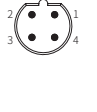


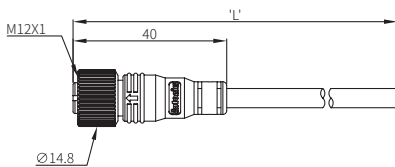
M8/M12 Connector Cable

M12 Connector 4-Pin															
Power	Connector 1		Connector 2	Wire spec.	Connection	Length	Feature	Application	Model						
AC	M12 (Socket-Female)		2-wire	AWG 22 (0.08 mm, 60-core), Insulator diameter: Ø1.3 mm	<table border="1"> <tr> <th>Pin no.</th> <th>Wiring</th> </tr> <tr> <td>1</td> <td>→ Brown</td> </tr> <tr> <td>4</td> <td>→ Blue</td> </tr> </table>	Pin no.	Wiring	1	→ Brown	4	→ Blue	2 m	PVC	Photoelectric sensors / Proximity sensors / Safety door switches	CIA2-2
						Pin no.	Wiring								
	1	→ Brown													
	4	→ Blue													
	5 m	Oil resistant PVC	CIA2-5												
	M12 (Socket-Female), L type		2-wire	AWG 22 (0.08 mm, 60-core), Insulator diameter: Ø1.3 mm	<table border="1"> <tr> <th>Pin no.</th> <th>Wiring</th> </tr> <tr> <td>2</td> <td>→ Blue</td> </tr> <tr> <td>3</td> <td>→ Blue</td> </tr> </table>	Pin no.	Wiring	2	→ Blue	3	→ Blue	2 m	PVC		CIAH2-2
						Pin no.	Wiring								
	2	→ Blue													
	3	→ Blue													
	3 m	PVC	CIAH2-5												
	M12 (Plug-Male)		2-wire	AWG 22 (0.08 mm, 60-core), Insulator diameter: Ø1.3 mm	<table border="1"> <tr> <th>Pin no.</th> <th>Wiring</th> </tr> <tr> <td>1</td> <td>→ Brown</td> </tr> <tr> <td>4</td> <td>→ Blue</td> </tr> </table>	Pin no.	Wiring	1	→ Brown	4	→ Blue	2 m	PVC		CLA2-2
						Pin no.	Wiring								
1	→ Brown														
4	→ Blue														
5 m	Oil resistant PVC	CLA2-3													
M12 (Plug-Male), L type		2-wire	AWG 22 (0.08 mm, 60-core), Insulator diameter: Ø1.3 mm	<table border="1"> <tr> <th>Pin no.</th> <th>Wiring</th> </tr> <tr> <td>2</td> <td>→ Blue</td> </tr> <tr> <td>3</td> <td>→ Blue</td> </tr> </table>	Pin no.	Wiring	2	→ Blue	3	→ Blue	5 m	Oil resistant PVC	CLA2-5		
					Pin no.	Wiring									
2	→ Blue														
3	→ Blue														
2 m	Oil resistant PVC	CLAH2-2													
5 m	Oil resistant PVC	CLAH2-5													
M12 (Plug-Male)		2-wire	AWG 22 (0.08 mm, 60-core), Insulator diameter: Ø1.3 mm	<table border="1"> <tr> <th>Pin no.</th> <th>Wiring</th> </tr> <tr> <td>1</td> <td>→ Brown</td> </tr> <tr> <td>4</td> <td>→ Blue</td> </tr> </table>	Pin no.	Wiring	1	→ Brown	4	→ Blue	2 m	PVC	CIA2-2P		
					Pin no.	Wiring									
1	→ Brown														
4	→ Blue														
5 m	Oil resistant PVC	CIA2-5P													
M12 (Plug-Male), L type		2-wire	AWG 22 (0.08 mm, 60-core), Insulator diameter: Ø1.3 mm	<table border="1"> <tr> <th>Pin no.</th> <th>Wiring</th> </tr> <tr> <td>2</td> <td>→ Blue</td> </tr> <tr> <td>3</td> <td>→ Blue</td> </tr> </table>	Pin no.	Wiring	2	→ Blue	3	→ Blue	2 m	PVC	CIAH2-2P		
					Pin no.	Wiring									
2	→ Blue														
3	→ Blue														
5 m	Oil resistant PVC	CIAH2-5P													
M12 (Plug-Male)		2-wire	AWG 22 (0.08 mm, 60-core), Insulator diameter: Ø1.3 mm	<table border="1"> <tr> <th>Pin no.</th> <th>Wiring</th> </tr> <tr> <td>2</td> <td>→ Blue</td> </tr> <tr> <td>3</td> <td>→ Blue</td> </tr> </table>	Pin no.	Wiring	2	→ Blue	3	→ Blue	2 m	PVC	CLA2-2P		
					Pin no.	Wiring									
2	→ Blue														
3	→ Blue														
5 m	Oil resistant PVC	CLA2-5P													
M12 (Plug-Male), L type		2-wire	AWG 22 (0.08 mm, 60-core), Insulator diameter: Ø1.3 mm	<table border="1"> <tr> <th>Pin no.</th> <th>Wiring</th> </tr> <tr> <td>2</td> <td>→ Blue</td> </tr> <tr> <td>3</td> <td>→ Blue</td> </tr> </table>	Pin no.	Wiring	2	→ Blue	3	→ Blue	2 m	PVC	CLAH2-2P		
					Pin no.	Wiring									
2	→ Blue														
3	→ Blue														
5 m	Oil resistant PVC	CLAH2-5P													

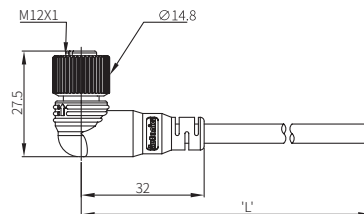
■ Dimensions

- Unit: mm, For the detailed drawings, follow the Autonics website.
- Cable thickness is different by cable material. (PVC: Ø 5 mm / Oil resistant PVC: Ø 6 mm)

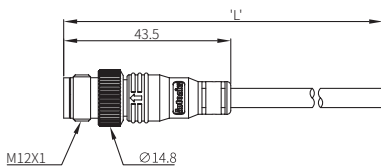
• Socket-Female



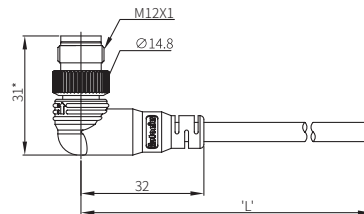
• Socket-Female, L type







• Plug-Male



• Plug-Male, L type



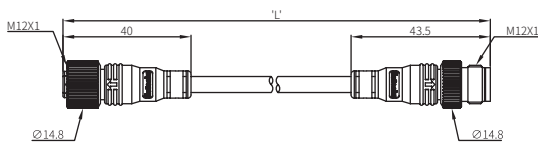
* Oil resistant PVC Model: 31.3

Power	Connector 1	Connector 2	Connection	Length	Feature	Application	Model										
AC	M12 (Socket-Female)	M12 (Plug-Male)	<table border="1"> <tr> <th>Connector 1 Pin no.</th> <th>Connector 2 Pin no.</th> </tr> <tr> <td>2</td> <td>2</td> </tr> <tr> <td>3</td> <td>3</td> </tr> <tr> <td>1</td> <td>1</td> </tr> <tr> <td>4</td> <td>4</td> </tr> </table> • Pin 2 / 3, 1 / 4 are connected inside.	Connector 1 Pin no.	Connector 2 Pin no.	2	2	3	3	1	1	4	4	2 m	PVC	Photoelectric sensors / Proximity sensors / Safety door switches	C1A4-2
	Connector 1 Pin no.	Connector 2 Pin no.															
	2	2															
	3	3															
	1	1															
	4	4															
	M12 (Socket-Female), L type	M12 (Plug-Male), L type		5 m	C1A4-5												
	M12 (Socket-Female)	4-pin 		4-pin 	2 m	C2A4-2											
					5 m	C2A4-5											
					2 m	C3A4-2											
5 m			C3A4-5														
M12 (Socket-Female), L type	M12 (Plug-Male)	2 m	C4A4-2														
		5 m	C4A4-5														
M12 (Plug-Male)	4-pin 	4-pin 	<table border="1"> <tr> <th>Connector 1 Pin no.</th> <th>Connector 2 Pin no.</th> </tr> <tr> <td>2</td> <td>2</td> </tr> <tr> <td>3</td> <td>3</td> </tr> <tr> <td>1</td> <td>1</td> </tr> <tr> <td>4</td> <td>4</td> </tr> </table> • Pin 2 / 3, 1 / 4 are connected inside.	Connector 1 Pin no.	Connector 2 Pin no.	2	2	3	3	1	1	4	4	2 m	C1A4-2P		
				Connector 1 Pin no.	Connector 2 Pin no.												
2	2																
3	3																
1	1																
4	4																
			5 m	C1A4-5P													

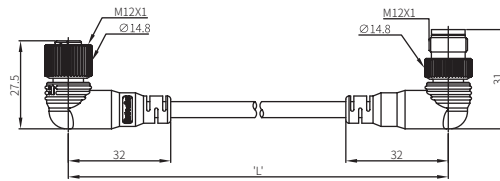
■ Dimensions

- Unit: mm, For the detailed drawings, follow the Autonics website.
- Cable thickness is different by cable material. (PVC: \varnothing 5 mm / Oil resistant PVC: \varnothing 6 mm)

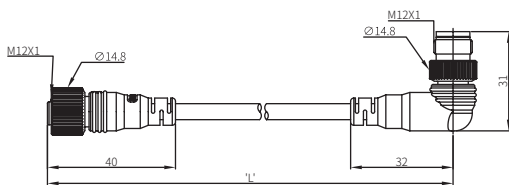
• Socket-Female : Plug-Male



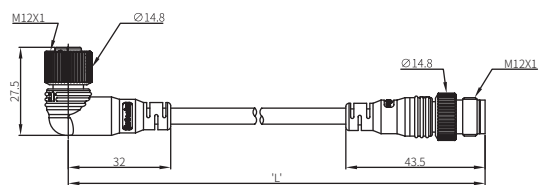
• Socket-Female, L type : Plug-Male, L type



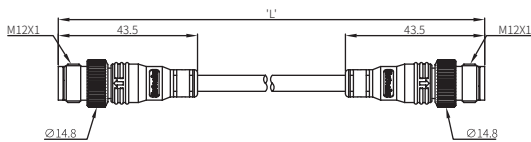
• Socket-Female : Plug-Male, L type




• Socket-Female, L type : Plug-Male



• Plug-Male : Plug-Male



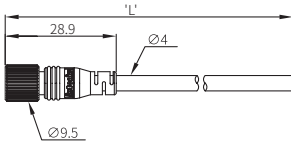
M8 Connector 4-Pin

Power	Connector 1	Connector 2	Wire spec.	Connection	Length	Feature	Application	Model		
DC	M8 (Socket-Female)	 4-pin	4-wire	AWG 22 (0.08 mm, 60-core), Insulator diameter: Ø1.65 mm	Pin no.	Wiring	2 m	Photoelectric sensors/ Proximity sensors	CID408-2	
					1	→ Brown	5 m		PVC	CID408-5
					2	→ White	2 m		Oil resistant PVC	CIDH408-2
					3	→ Blue	5 m			CIDH408-5
	4	→ Black	2 m	PVC	CLD408-2					
			5 m	Oil resistant PVC	CLD408-5					
			2 m			CLDH408-2				
			5 m		CLDH408-5					
	M8 (Socket-Female), L type									

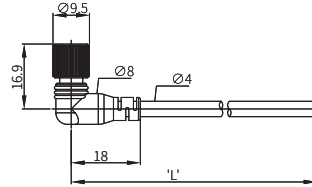
■ Dimensions


- Unit: mm, For the detailed drawings, follow the Autonics website.
- Cable thickness is different by cable material. (PVC: Ø 4 mm / Oil resistant PVC: Ø 6 mm)

• Socket-Female



• Socket-Female, L type

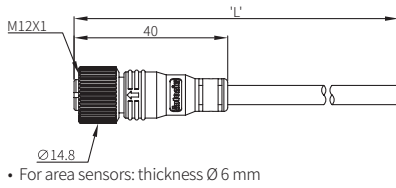


Power	Connector 1	Connector 2	Wire spec.	Connection	Length	Feature	Application	Model											
DC	M12 (Socket-Female)	4-pin 	4-wire	AWG 22 (0.08 mm, 60-core), Insulator diameter: Ø1.25 mm	<table border="1"> <thead> <tr> <th>Pin no.</th> <th>Wiring</th> </tr> </thead> <tbody> <tr> <td>1</td> <td>→ Brown</td> </tr> <tr> <td>2</td> <td>→ White</td> </tr> <tr> <td>3</td> <td>→ Blue</td> </tr> <tr> <td>4</td> <td>→ Black</td> </tr> </tbody> </table>	Pin no.	Wiring	1	→ Brown	2	→ White	3	→ Blue	4	→ Black	3 m	Black (transmitter) Gray (receiver)	Area sensors BW Series / BWC Series	CID4-3T CID4-3R
						Pin no.	Wiring												
						1	→ Brown												
						2	→ White												
						3	→ Blue												
						4	→ Black												
						5 m	Black (transmitter) Gray (receiver)	CID4-5T CID4-5R											
						7 m	Black (transmitter) Gray (receiver)	CID4-7T CID4-7R											
						10 m	Black (transmitter) Gray (receiver)	CID4-10T CID4-10R											
						15 m	Black (transmitter) Gray (receiver)	CID4-15T CID4-15R											

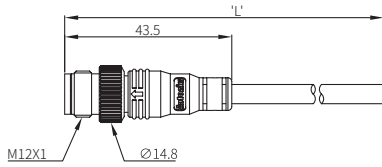
■ Dimensions

- Unit: mm, For the detailed drawings, follow the Autonics website.
- Cable thickness is different by cable material. (PVC: Ø 5 mm / Oil resistant PVC: Ø 6 mm)

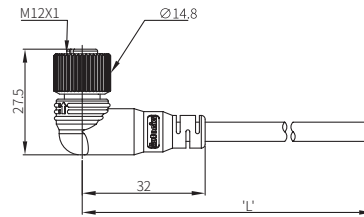
• Socket-Female



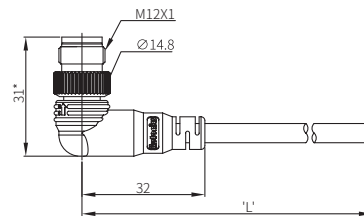
• Plug-Male









• Socket-Female, L type



• Plug-Male, L type



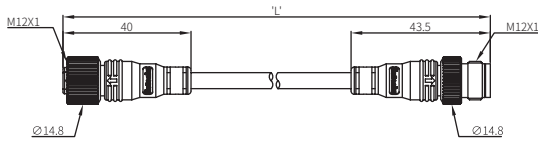
* Oil resistant PVC model: 31.3

Power	Connector 1	Connector 2	Connection	Length	Feature	Application	Model		
DC	M12 (Socket-Female)	4-pin 	M12 (Plug-Male)	4-pin 	Connector 1 Pin no. → Connector 2 Pin no.	2 m	PVC	C1D4-2	
	M12 (Socket-Female), L type		M12 (Plug-Male), L type		1 → 1	5 m		C1D4-5	
	M12 (Socket-Female)		M12 (Plug-Male), L type		2 → 2	2 m		C2D4-2	
	M12 (Socket-Female), L type		M12 (Plug-Male)		3 → 3	5 m		C2D4-5	
				4 → 4	2 m	C3D4-2			
					5 m	C3D4-5			
					2 m	C4D4-2			
					5 m	C4D4-5			
	M12 (Socket-Female)	4-pin 	M12 (Plug-Male)	4-pin 		1 m		Oil resistant PVC	C1DH4-1
						3 m			C1DH4-3
	M12 (Socket-Female), L type		M12 (Plug-Male), L type		Connector 1 Pin no. → Connector 2 Pin no.	5 m			C1DH4-5
					1 → 1	7 m			C1DH4-7
					2 → 2	1 m			C2DH4-1
	M12 (Socket-Female)		M12 (Plug-Male), L type		3 → 3	3 m			C2DH4-3
					4 → 4	5 m			C2DH4-5
						7 m			C2DH4-7
M12 (Socket-Female), L type	M12 (Plug-Male)		1 m	C3DH4-1					
			3 m	C3DH4-3					
			5 m	C3DH4-5					
			7 m	C3DH4-7					
			1 m	C4DH4-1					
			3 m	C4DH4-3					
			5 m	C4DH4-5					
			7 m	C4DH4-7					
M12 (Plug-Male)	4-pin 	M12 (Plug-Male)	4-pin 	Connector 1 Pin no. → Connector 2 Pin no.	2 m	PVC	C1D4-2P		
				1 → 1	5 m		C1D4-5P		
				2 → 2					
				3 → 3					
				4 → 4					

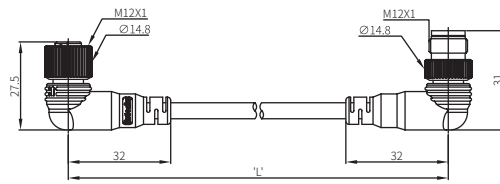
■ Dimensions

- Unit: mm, For the detailed drawings, follow the Autonics website.
- Cable thickness is different by cable material. (PVC: Ø 5 mm / Oil resistant PVC: Ø 6 mm)

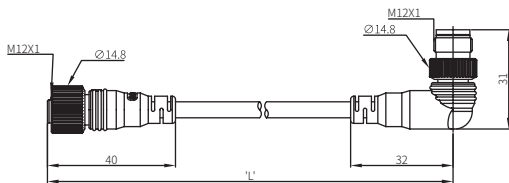
• Socket-Female : Plug-Male



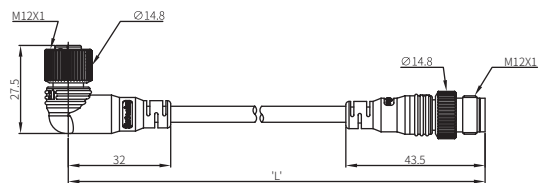
• Socket-Female, L type : Plug-Male, L type



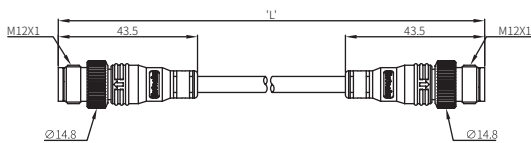
• Socket-Female : Plug-Male, L type



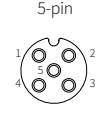
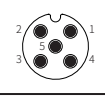
• Socket-Female, L type : Plug-Male



• Plug-Male : Plug-Male



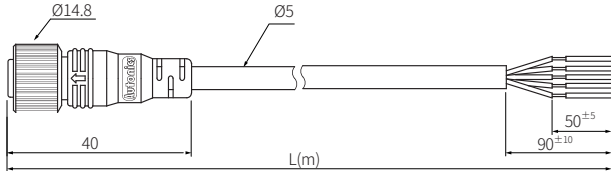
M12 Connector 5-Pin

Power	Connector 1		Connector 2	Wire spec.	Connection	Length	Feature	Application	Model												
DC	M12 (Socket-Female)		5-wire	AWG 26 (0.08 mm, 28-core), Insulator diameter: Ø0.74 mm	<table border="1"> <thead> <tr> <th>Pin no.</th> <th>Wiring</th> </tr> </thead> <tbody> <tr><td>1</td><td>→ Brown</td></tr> <tr><td>2</td><td>→ White</td></tr> <tr><td>3</td><td>→ Blue</td></tr> <tr><td>4</td><td>→ Black</td></tr> <tr><td>5</td><td>→ Yellow</td></tr> </tbody> </table>	Pin no.	Wiring	1	→ Brown	2	→ White	3	→ Blue	4	→ Black	5	→ Yellow	1 m	PVC	Safety non-contact door switches	CID5-1
						Pin no.	Wiring														
						1	→ Brown														
						2	→ White														
						3	→ Blue														
						4	→ Black														
						5	→ Yellow														
	2 m	CID5-2																			
	3 m	CID5-3																			
	5 m	CID5-5																			
	7 m	CID5-7																			
	M12 (Plug-Male)		5-wire	AWG 26 (0.08 mm, 28-core), Insulator diameter: Ø0.74 mm	<table border="1"> <thead> <tr> <th>Pin no.</th> <th>Wiring</th> </tr> </thead> <tbody> <tr><td>1</td><td>→ Brown</td></tr> <tr><td>2</td><td>→ White</td></tr> <tr><td>3</td><td>→ Blue</td></tr> <tr><td>4</td><td>→ Black</td></tr> <tr><td>5</td><td>→ Yellow</td></tr> </tbody> </table>	Pin no.	Wiring	1	→ Brown	2	→ White	3	→ Blue	4	→ Black	5	→ Yellow	1 m			CID5-1P
						Pin no.	Wiring														
						1	→ Brown														
2						→ White															
3						→ Blue															
4						→ Black															
5						→ Yellow															
2 m	CID5-2P																				
3 m	CID5-3P																				
5 m	CID5-5P																				
7 m	CID5-7P																				

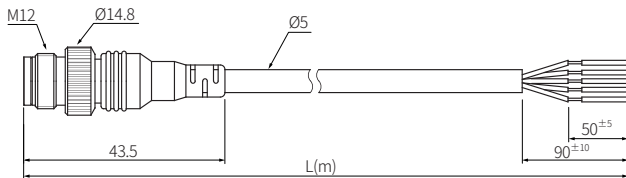
■ Dimensions

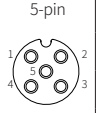
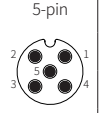
- Unit: mm, For the detailed drawings, follow the Autonics website.

• Socket-Female



• Plug-Male

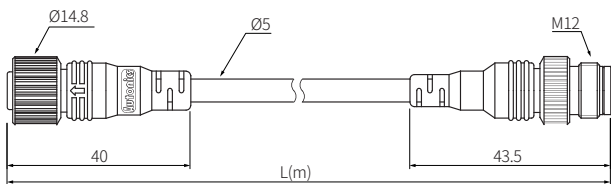


Power	Connector 1	Connector 2	Connection	Length	Feature	Application	Model														
DC	M12 (Socket-Female)		M12 (Plug-Male)		<table border="1"> <thead> <tr> <th>Connector 1 Pin no.</th> <th>Connector 2 Pin no.</th> </tr> </thead> <tbody> <tr><td>1</td><td>→ 1</td></tr> <tr><td>2</td><td>→ 2</td></tr> <tr><td>3</td><td>→ 3</td></tr> <tr><td>4</td><td>→ 4</td></tr> <tr><td>5</td><td>→ 5</td></tr> </tbody> </table>	Connector 1 Pin no.	Connector 2 Pin no.	1	→ 1	2	→ 2	3	→ 3	4	→ 4	5	→ 5	1 m	PVC	Safety non-contact door switches	CID5-1
					Connector 1 Pin no.	Connector 2 Pin no.															
					1	→ 1															
					2	→ 2															
					3	→ 3															
					4	→ 4															
5	→ 5																				
2 m	CID5-2																				
3 m	CID5-3																				
5 m	CID5-5																				
7 m	CID5-7																				

■ Dimensions

- Unit: mm, For the detailed drawings, follow the Autonics website.

• Socket-Female : Plug-Male



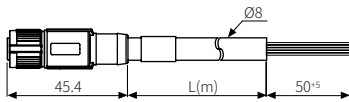
M12 Connector 12-Pin

Power	Connector 1	Connector 2	Wire spec.	Connection	Length	Application	Model																												
DC	M12 (Socket-Female)	12-wire	AWG 26 (0.1 mm, 18-core), Insulator diameter: Ø1 mm	<table border="1"> <thead> <tr> <th>Pin no.</th> <th>Wiring</th> <th>Pin no.</th> <th>Wiring</th> </tr> </thead> <tbody> <tr> <td>1</td> <td>Brown</td> <td>7</td> <td>Black</td> </tr> <tr> <td>2</td> <td>Blue</td> <td>8</td> <td>Gray</td> </tr> <tr> <td>3</td> <td>White</td> <td>9</td> <td>Red</td> </tr> <tr> <td>4</td> <td>Green</td> <td>10</td> <td>Purple</td> </tr> <tr> <td>5</td> <td>Pink</td> <td>11</td> <td>Gray/Pink</td> </tr> <tr> <td>6</td> <td>Yellow</td> <td>12</td> <td>Red/Blue</td> </tr> </tbody> </table>	Pin no.	Wiring	Pin no.	Wiring	1	Brown	7	Black	2	Blue	8	Gray	3	White	9	Red	4	Green	10	Purple	5	Pink	11	Gray/Pink	6	Yellow	12	Red/Blue	2 m	Vision sensors	CID-2-VG
					Pin no.	Wiring	Pin no.	Wiring																											
	1				Brown	7	Black																												
	2				Blue	8	Gray																												
	3				White	9	Red																												
	4				Green	10	Purple																												
5	Pink	11	Gray/Pink																																
6	Yellow	12	Red/Blue																																
5 m	CID-5-VG																																		
10 m	CID-10-VG																																		
2 m	CLD-2-VG																																		
5 m	CLD-5-VG																																		
10 m	CLD-10-VG																																		
	M12 (Socket-Female), L type																																		

■ Dimensions

- Unit: mm, For the detailed drawings, follow the Autonics website.
- Cable thickness is different by cable material. (PVC: Ø 5 mm / Oil resistant PVC: Ø 6 mm)

• Socket-Female



• Socket-Female, L type

