


8-Pin/11-Pin Controller Sockets



PG Series PRODUCT MANUAL

For your safety, read and follow the considerations written in the instruction manual, other manuals and Autonics website.
The specifications, dimensions, etc. are subject to change without notice for product improvement. Some models may be discontinued without notice.

Features

- Excellent heat resistance
- Copper alloy contacts for excellent electrical conductivity and high durability
- Isolated contacts

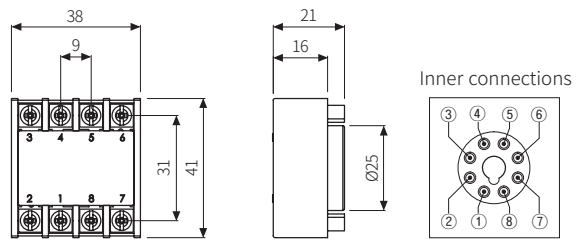
Specifications

Model	PG-08	PG-11
Pins	8-pin	11-pin
Rated voltage	250 VAC~	
Rated current	7 A (resistance load)	
Insulation resistance	≥ 100 MΩ (500 VDC≐ megger)	
Dielectric strength	2000 VAC~ 50 / 60 Hz for 1 min	
Vibration	0.75 mm amplitude at frequency of 10 to 55 Hz (for 1 min) in each X, Y, Z direction for 1 hour	
Shock	980 m/s ² (≈ 98 G) in each X, Y, Z direction for 3 times	
Ambient temperature	-10 to 55 °C, storage: -25 to 65 °C (no freezing or condensation)	
Ambient humidity	35 to 85 %RH (no freezing or condensation)	
Tightening torque	0.8 N.m	
Applied screw	M3.5	
Material	BODY: PBT, BOLT: Steel (Ni plated), NUT: Steel (Ni plated), terminal: Phosphor bronze(Ni plated)	
Approval		
Unit weight	≈ 37.5 g	≈ 47 g

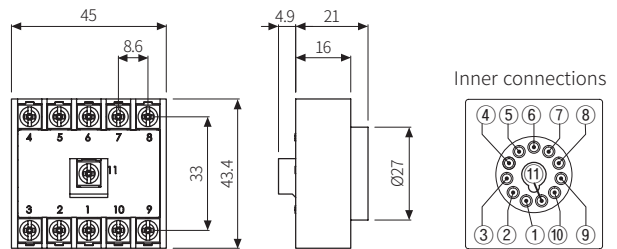
Dimensions

• Unit: mm, For the detailed drawings, follow the Autonics website.

PG-08



PG-11



Crimp Terminal Specifications

• Unit: mm, Use the crimp terminal of follow shape.

