





































Ø 16 mm Control Switches Accessories

Contact Blocks (SA16-C□□)

Model	Contact	Applied switches	Appearance
SA16-CC	C contact (normally open, normally closed)	Ø 16 mm control switches (except Ø 16 mm emergency switches)	
SA16-CB	B contact (normally closed)	Ø 16 mm emergency switches	


Power supply/current	250 VAC~ / 3 A
Dielectric strength	2,000 VAC~ 50/60 Hz for 1 minute (between other polarities), 1,000 VAC~ 50/60 Hz for 1 minute (between same polarities)
Insulation resistance	≥ 100 MΩ (500 VDC~ megger)
Contact resistance	≤ 50 mΩ (initial)
Electrical life cycle	≥ 100,000 operations (20 operations/min)
Contact material	AgNi10
Terminal tensile force	≤ 30 N
Terminal soldering time	At the end of tips within 3 sec with 350 °C (30 W-soldering machine)
Approval	CE                                  
Weight	≈ 1.6 g

■ Removal

















Separate the unit using a flat-head (-) screwdriver.



LED Blocks (SA16-L□□)

Model	Power supply	Applied switches	Appearance
SA16-L5□	5 VDC~	Ø 16 mm control switches for illuminated type, pilot lights	
SA16-L12□	12 VDC~		
SA16-L24□	24 VDC~		

□ : Color (R: Red / B: Blue / G: Green / Y: Yellow / W: White)

Rated voltage	5 / 12 / 24 VDC~ model
Current consumption	Refer to the below Current consumption table.
Approval	CE                
Weight	≈ 1.9 g

■ Current consumption

Rated voltage	LED color				
	Red	Blue	Green	Yellow	White
5 VDC~	6 to 9 mA	10 to 14 mA	5 to 7 mA	12 to 16 mA	10 to 14 mA
12 VDC~	9 to 14 mA	10 to 15 mA	5 to 9 mA	10 to 16 mA	9 to 14 mA
24 VDC~	15 to 20 mA	20 to 26 mA	16 to 22 mA	27 to 35 mA	23 to 30 mA

■ Removal

Separate the unit using a flat-head (-) screwdriver. Same as contact removal method.

Locking Handle (SA□ -LH)

• For locking switch nuts behind the panels.

Model	Applied switches	Appearance
SA16-LH	Ø 16 mm Control switches, Pilot lights	